

VAPORSTREAM®

Electric-to-Steam Humidifier

With Vapor-logic® controller

- *Web-enabled access*
- *Interoperability via Modbus® or optional BACnet® or LonTalk®*

driSteem 

High-performance humidification



VAPORSTREAM HUMIDIFIER

Vaporstream humidifiers use heat caused by electrical resistance in submerged heating elements to boil fill water into steam. Vaporstream is compatible with all water types and numerous dispersion options.

APPLICATION VERSATILITY

From providing comfort humidity to meeting the strictest clean-room requirements, the Vaporstream electric humidifier is an industrial-grade unit designed to meet the humidification demands of any building environment. Vaporstream models and options include multiple control capabilities, a broad capacity range, and compatibility with all water types.


PRECISE CONTROL WITH VAPOR-LOGIC

Vaporstream with Vapor-logic sets new standards for control in electric steam humidification:

Interoperability allows communication with building automation systems via Modbus or with optional BACnet or LonTalk protocols.

Safety presets initiate fill and drain cycles and keep the humidifier cool and safe if sensed conditions, though unlikely, could be hazardous.

Web-enabled control allows you to set up, view, and adjust humidifier functions via Ethernet, either directly or remotely through a network.



drSteam

STATUS
ALARMS
DIAGNOSTICS
SETUP
HELP

System Status

SPACE RH	SET POINT	OUTPUT
33%	35%	12.3%

RUN MODE: Auto

TANK STATUS: Boiling

Alarms
0 active alarms
[View Alarms](#)

Messages
0 active messages
[View Messages](#)

Monday, December 03, 2012 10:40:18 AM

Data stream is LIVE
View all humidifier settings below. Some settings can be changed here. Go to the Setup tab to change settings that cannot be changed from this page.

TANK STATUS:	
Run Mode	Auto CHANGE
Space RH	33%
RH set point	35% CHANGE
Input signal	9.3 mA
Steam output	12.3%
Steam production	37.4 lbs/hr
Duct HL switch	Closed
Tank temperature	194°F
Tank temp signal	1637 Ohms
High water probe	Water
Mid water probe	Water
Low water probe	Water
Fill valve	Closed
Drain valve	Closed
Airflow switch	Flow
Interlock switch	Closed
H2O until drain/flush	9120 lbs
H2O until service	304000 lbs
High probe signal	1
Mid probe signal	1
Low probe signal	1

Vaporstream features and benefits

PROVEN PERFORMANCE

- Consistent and reliable RH control to $\pm 1\%$
- On-off or time-proportioned (TP) control for application control in most environments; solid-state relay (SSR) option for tighter control
- Electronically monitored water level ensures safe and reliable operation

APPLICATION FLEXIBILITY

- Uses tap, softened, or RO/DI water
- Broad capacity range from 5.7 to 285 lbs/hr (2.6 to 129 kg/h), link up to 16 units for capacity up to 4560 lbs/hr (2068 kg/h)
- Dispersion options from an Area-type fan in open space to dispersion panels in ducts and air handlers meet a wide range of absorption requirements
- Designed to work with any voltage with a wide range of heater sizes, staging options, and model configurations
- Weather cover and climate-controlled outdoor enclosure options

EASY MAINTENANCE

- Cleanout plate and removable cover provide inspection and service access
- Softened water significantly reduces maintenance requirements
- End-of-season autodrain minimizes microbial growth
- User-adjustable water skimmer skims off floating minerals
- Controller-operated drain and flush removes precipitated minerals from evaporating chamber
- Constant thermal expansion and contraction of heating elements continuously sheds mineral buildup
- Easy access to water level control — no components to remove

ADDITIONAL OPTIONS

- 316 stainless steel construction
- Evaporating chamber insulation
- NEMA-4 control cabinet

DriSteem dispersion:

Proven and guaranteed

When it comes to absorption performance, competitors don't come close to DriSteem's proven and guaranteed dispersion systems. Define your dispersion requirements, and DriSteem will meet or exceed them. Guaranteed.

Save even more energy with our High-Efficiency Tube option

An option for new and existing Ultra-sorb® and Rapid-sorb® dispersion assemblies, High-Efficiency Tubes provide significant energy savings: Wasted energy is reduced by up to 85%. Airstream heat gain and condensate are also significantly lowered.

Heated/ventilated outdoor enclosure

Third-party verified for cold temperatures, proven to provide reliable operation under extreme conditions.

Vaporstream capacities and electrical specifications

Table 4-1:
Vaporstream capacities and electrical specifications, tap/softened water and RO/DI water

Model (kW- stages)	Maximum steam capacity †		Heaters		Current draw (amps)											kW
					Single-phase						Three-phase***					
					lbs/hr	kg/h	Qty.	Stages**	120V	208V*	240V*	277V*	480V*	600V*	208V*	
2-1	5.7	2.6	1	1	16.7	9.6	8.3	7.2	4.2	3.3	—	—	—	—	—	2
3-1	8.6	3.9	1	1	25.0	14.4	12.5	10.8	6.3	5.0	—	—	—	—	—	3
4-1	11.4	5.2	1	1	33.3	19.2	16.7	14.4	8.3	6.7	—	—	—	—	—	4
5-1	15.2	6.9	1	1	—	25.6	22.2	19.2	11.1	8.9	—	—	—	—	—	5.33
6-1	17.1	7.8	3	1	—	28.8	25.0	21.7	12.5	10.0	16.7	14.4	12.5	7.2	5.8	6
9-1	25.7	11.7	3	1	—	43.3	37.5	32.5	18.8	15.0	25.0	21.7	18.8	10.8	8.7	9
12-1	34.2	15.5	3	1	—	—	—	43.3	25.0	20.0	33.3	28.9	25.0	14.4	11.5	12
16-1	45.6	20.7	3	1	—	—	—	—	33.3	26.7	44.4	38.5	33.3	19.2	15.4	16
21-1	59.9	27.2	3	1	—	—	—	—	43.8	35.0	—	—	43.8	25.3	20.2	21
25-1	71.3	32.3	3	1	—	—	—	—	—	41.7	—	—	—	30.1	24.1	25
12-2	34.2	15.5	6	2	—	57.7	50.0	43.3	25.0	20.0	33.3	28.9	25.0	14.4	11.5	12
18-2	51.3	23.3	6	2	—	86.5	75.0	65.0	37.5	30.0	50.0	43.3	37.5	21.7	17.3	18
24-2	68.4	31.0	6	2	—	—	—	86.6	50.0	40.0	66.6	57.7	50.0	28.9	23.1	24
32-2	91.2	41.4	6	2	—	—	—	—	66.7	53.3	88.8	77.0	66.7	38.5	30.8	32
42-2	119.7	54.3	6	2	—	—	—	—	87.5	70.0	—	—	87.5	50.5	40.4	42
50-2	142.5	64.6	6	2	—	—	—	—	—	83.3	—	—	—	60.1	48.1	50
18-3	51.3	23.3	9	3	—	86.5	75.0	65.0	37.5	30.0	50.0	43.3	37.5	21.7	17.3	18
27-3	77.0	34.9	9	3	—	129.8	112.5	97.5	56.3	45.0	74.9	65.0	56.3	32.5	26.0	27
36-3	102.6	46.5	9	3	—	—	—	130.0	75.0	60.0	99.9	86.6	75.0	43.3	34.6	36
48-3	136.8	62.1	9	3	—	—	—	—	100.0	80.0	133.2	115.5	100.0	57.7	46.2	48
63-3	179.6	81.5	9	3	—	—	—	—	131.3	105.0	—	—	131.3	75.8	60.6	63
75-3	213.8	97.0	9	3	—	—	—	—	—	125.0	—	—	—	90.2	72.2	75
24-4	68.4	31.0	12	4	—	115.4	100.0	86.6	50.0	40.0	66.6	57.7	50.0	28.9	23.1	24
36-4	102.6	46.5	12	4	—	173.1	150.0	130.0	75.0	60.0	99.9	86.6	75.0	43.3	34.6	36
48-4	136.8	62.1	12	4	—	—	—	173.3	100.0	80.0	133.2	115.5	100.0	57.7	46.2	48
64-4	182.4	82.7	12	4	—	—	—	—	133.3	106.7	177.6	154.0	133.4	77.0	61.6	64
84-4	239.4	108.6	12	4	—	—	—	—	175.0	140.0	—	—	175.1	101.0	80.8	84
100-4	285.0	129.3	12	4	—	—	—	—	—	166.7	—	—	—	120.3	96.2	100

* If using an optional SDU or Area-type fan unit for dispersion, run a neutral line with 208V/240V/single-phase and 208V/three-phase power supply lines to provide a 120V circuit for the fan. With all other power supply voltages (other than 120V), provide a separate 120V circuit for the fan, or order from DriSteem a transformer installed in the control cabinet.

** Heater stage identifies the number of contactors.

*** Three-phase power supply connection. All heater loads are wired Delta.

† Total humidifier load = load to meet design conditions + load to compensate for steam loss from the dispersion assembly and interconnecting piping. If total humidifier load is more than the humidifier's maximum capacity, design conditions will not be met. For steam loss data see the *DriSteem Design Guide* available for downloading and printing at www.dristeem.com

mc_021010_0445

Table 5-1:
Vaporstream dimensions, tap/softened water and RO/DI water

Model (kW - stages)	Without mounted control cabinet						
	A (length)		B (width)		C (height)		
	inches	mm	inches	mm	inches	mm	
2-1, 3-1, 4-1, 5-1	16.52	420	26.00	660	18.88	480	
6-1, 9-1, 12-1, 16-1, 21-1, 25-1	22.25	565	22.00	559	18.88	480	
12-2, 18-2, 24-2, 32-2, 42-2, 50-2	29.72	755	22.00	559	18.88	480	
18-3, 27-3, 36-3, 48-3, 63-3, 75-3	37.22	945	22.00	559	18.88	480	
24-4, 36-4, 48-4, 64-4, 84-4, 100-4	44.72	1136	22.00	559	18.88	480	
Model (kW - stages)	Max. control cabinet size	With mounted control cabinet option					
		A' (length 2)		B' (width 2)		C' (height 2)	
		inches	mm	inches	mm	inches	mm
2-1, 3-1, 4-1, 5-1	M	21.22	539	34.00	864	30.31	770
6-1, 9-1, 12-1, 16-1, 21-1, 25-1	M	26.90	683	30.00	762	30.31	770
12-2, 18-2, 24-2, 32-2, 42-2, 50-2	L	30.90	785	30.00	762	34.11	866
18-3, 27-3, 36-3, 48-3, 63-3, 75-3	XXL	37.22	945	32.00	813	46.11	1171
24-4, 36-4, 48-4, 64-4, 84-4, 100-4	XXL	44.72	1136	32.00	813	46.11	1171

Notes:

- For all Vaporstream models with optional insulation, add 1" (25 mm) to dimensions A, C, and C'.
- Dimensions are largest possible for these models. Actual dimensions may be smaller.

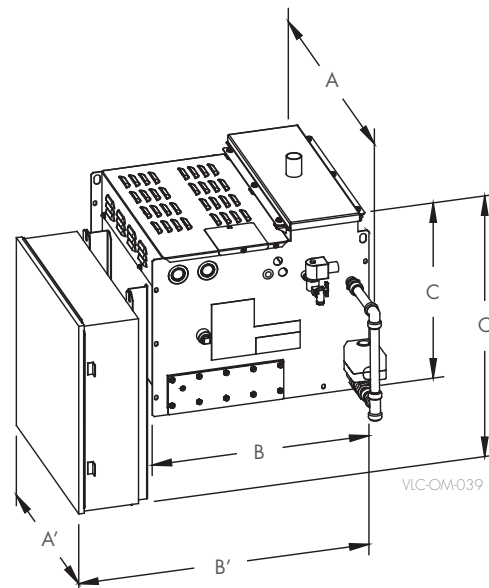
mc_021010_0500

VAPORSTREAM STEAM DISPERSION OPTIONS

DriSteem's steam dispersion products provide rapid, dry steam absorption in ducts, air handling units, and spaces. They disperse steam from any DriSteem steam-generating evaporative type humidifier. Vaporstream dispersion options include:

- Ultra-sorb Model LV and Ultra-sorb Model LH
- Rapid-sorb dispersion tube system
- Single dispersion tube
- Area-type fan mounted on humidifier
- SDU mounted remotely

VAPORSTREAM DIMENSIONS, TAP/SOFTENED WATER AND RO/DI WATER



mc_030410_0900

Vaporstream outdoor operation

OUTDOOR ENCLOSURES

Outdoor humidifier operation in any climate is possible with the DriSteem outdoor enclosure. The prepiped, factory-assembled unit ships complete to the job site. Installation is a snap with various mounting options — curb, legs, or flush.

Factory constructed and assembled. The outdoor enclosure is shipped complete with the humidifier preinstalled and tested. The humidifier is prepiped within the enclosure with an integral water seal, ready for quick connection to water, steam and electricity.

Install on the ground or on the roof. Outdoor enclosures are ideal for facilities that have limited interior space.

Certified, tested and proven. In-house testing and numerous successful installations have proven that the outdoor enclosure provides reliable operation under extreme conditions.

Easy access for service. Steel enclosure doors provide full access to internal components. The doors feature stainless steel hinges, and the latches operate from outside and inside of the unit.

Protects in cold and hot climates. To ensure complete safety and operation in all climates, the outdoor enclosure has supplemental heating and ventilating systems that automatically maintain required operation conditions. DriSteem humidifiers housed in outdoor enclosures operate properly when outdoor temperatures range from -40°F to 122°F (-40°C to 50°C).

Robust design. The outdoor enclosure is ruggedly built to completely protect internal components. The enclosure is constructed of heavy-duty galvanized steel and is fully insulated. Gaskets on doors ensure a tight seal.

Table 6-1:
Vaporstream outdoor enclosure dimensions

Description	Vaporstream models			
	with 1-6 heaters		with 9-12 heaters	
	inches	mm	inches	mm
Enclosure height	56.00	1422	56.00	1422
Enclosure width	40.00	1016	54.00	1372
Pipe chase position	2.50	67	2.50	67
	2.50	64	2.50	64
Pipe chase size	8.00	203	8.00	203
	19.50	495	19.50	495
Steam pipe position	13.50	343	13.50	343
	22.00	559	29.50	899
	7.00	178	7.00	178
	8.25	210	9.25	235
Length	60.00	1524	64.00	1626

WEATHER COVERS

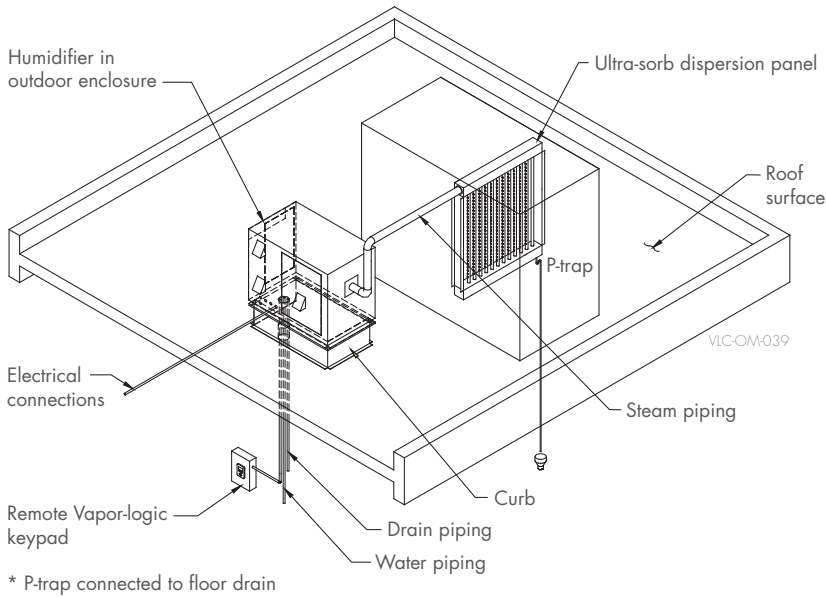
The optional Vaporstream weather cover is water-resistant and designed to protect the humidifier from rain and sun. The weather cover has been tested and approved by ETL Testing Laboratories, Inc., and is listed to UL Standard 1995 and certified to CAN/CSA Standard C22.2 No. 236.

Table 6-2:
Vaporstream weather cover dimensions

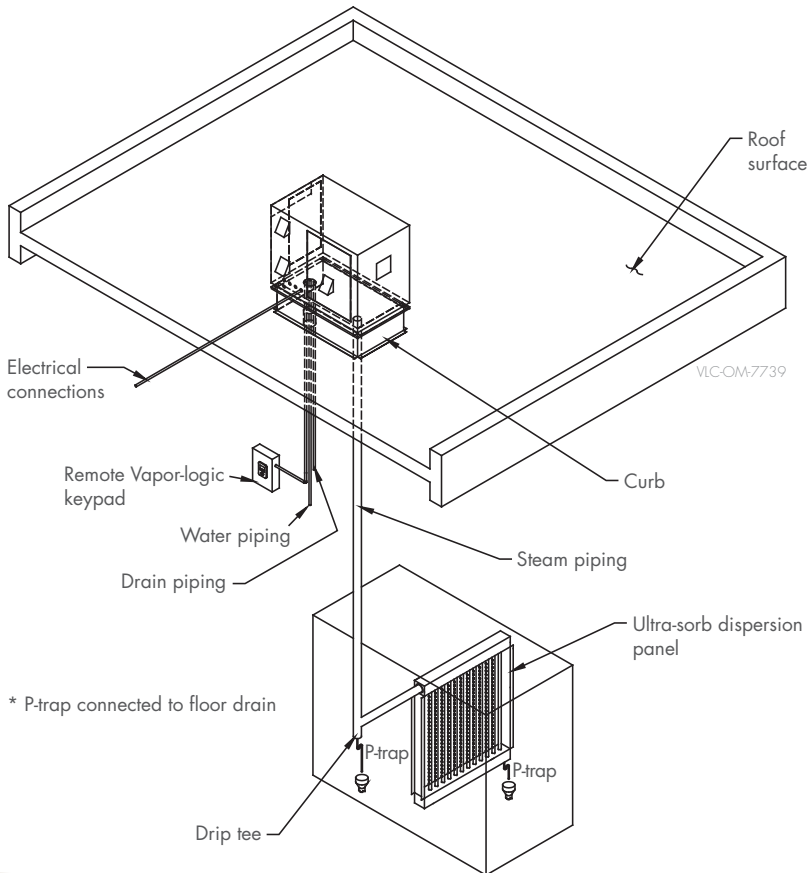
Description	1-3 heaters		6-heaters		9-heaters		12-heaters	
	inches	mm	inches	mm	inches	mm	inches	mm
Height	66	1676	66	1676	66	1676	66	1676
Length	44	1118	44	1118	44	1118	44	1118
Width	35	889	39	991	44	1118	50	1270

Vaporstream outdoor enclosure typical installations

TYPICAL ROOFTOP INSTALLATION OVERVIEW WITH AHU ON TOP OF BUILDING



TYPICAL ROOFTOP INSTALLATION OVERVIEW WITH AHU INSIDE BUILDING



DRI-STEEM Corporation

a subsidiary of Research Products Corporation
DriSteem is an ISO 9001:2008 certified company

U.S. Headquarters:
14949 Technology Drive
Eden Prairie, MN 55344
800-328-4447 or 952-949-2415
952-229-3200 (fax)

European office:
Grote Hellekensstraat 54 b
B-3520 Zonhoven
Belgium
+3211823595
E-mail: dristeem-europe@dristeem.com

Continuous product improvement is a policy of DriSteem; therefore, product features and specifications are subject to change without notice.

DriSteem, Rapid-sorb, Ultra-sorb, Vapor-logic, and Vaporstream are registered trademarks of Research Products Corporation and are filed for trademark registration in Canada and the European community.

Product and corporate names used in this document may be trademarks or registered trademarks. They are used for explanation only without intent to infringe.

© 2017 Research Products Corporation



Form No. VAPORSTREAM-BRO-EN-1117

EXPECT QUALITY FROM THE INDUSTRY LEADER

Since 1965, DriSteem has been leading the industry with creative and reliable humidification solutions. Our focus on ease of ownership is evident in the construction of the Vaporstream humidifier. DriSteem leads the industry with a Two-year Limited Warranty and optional extended warranty.

For more information
www.dristeem.com
sales@dristeem.com

For the most recent product information visit our website:
www.dristeem.com

driSteem ™